

Als je hier bent, klik op de blauw "Launch meeting" knop. Je moet niet downloaden en installeren.

Click **Open Zoom Meetings** on the dialog shown by your browser

If you don't see a dialog, click **Launch Meeting** below

Launch Meeting

Don't have Zoom Client installed? [Download Now](#)

Copyright ©2021 Zoom Video Communications, Inc. All rights reserved.
[Privacy & Legal Policies](#)

Er zal een nieuwe scherm komen. Hier klik de laatste blauwe tekst "Join from Your Browser"

Click **Open Zoom Meetings** on the dialog shown by your browser

If you don't see a dialog, click **Launch Meeting** below

Launch Meeting

Don't have Zoom Client installed? [Download Now](#)

Having issues with Zoom Client? [Join from Your Browser](#)

Copyright ©2021 Zoom Video Communications, Inc. All rights reserved.
[Privacy & Legal Policies](#)

Hier moet je je naam invullen, en de best is als je de box voor de tekst "Remember my name for future meetings" aanduidt.


Daarna duid aan de box voor de "I'm not a robot"

En klik op de blauwe "Join"

Join Meeting

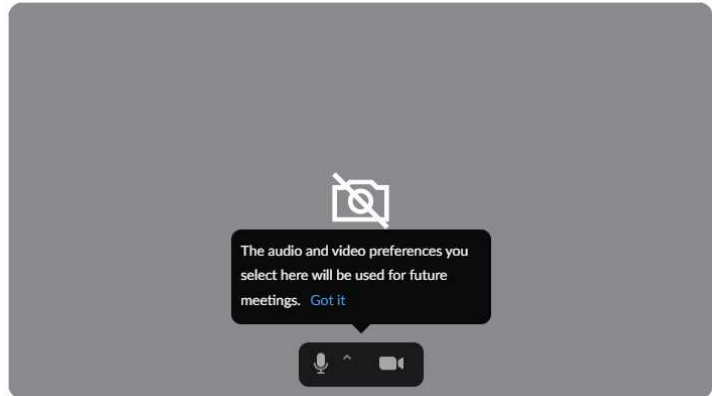
Your Name

Remember my name for future meetings

I'm not a robot  reCAPTCHA
Privacy - Terms

Join


Zoom is protected by reCAPTCHA and the Privacy Policy and Terms of Service apply.



Join Meeting

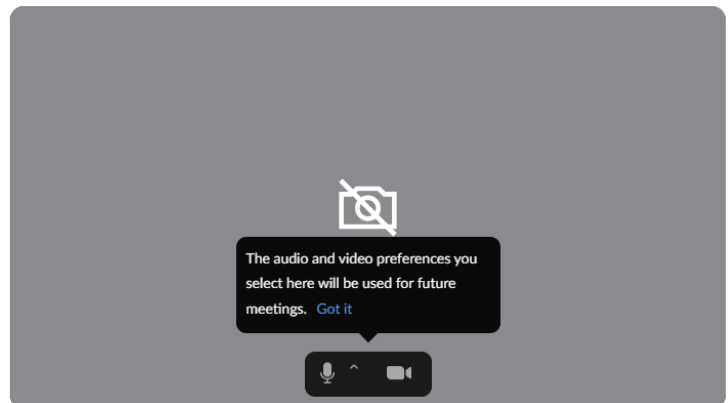
Your Name

Remember my name for future meetings

I'm not a robot  reCAPTCHA
Privacy - Terms

Join

Zoom is protected by reCAPTCHA and the Privacy Policy and Terms of Service apply.



Dan komt je in de vergadering. In de hoekje op de linker kant beneden kan je de audio en de video instellen. Daat kan je ook de micro muten/unmuten.

